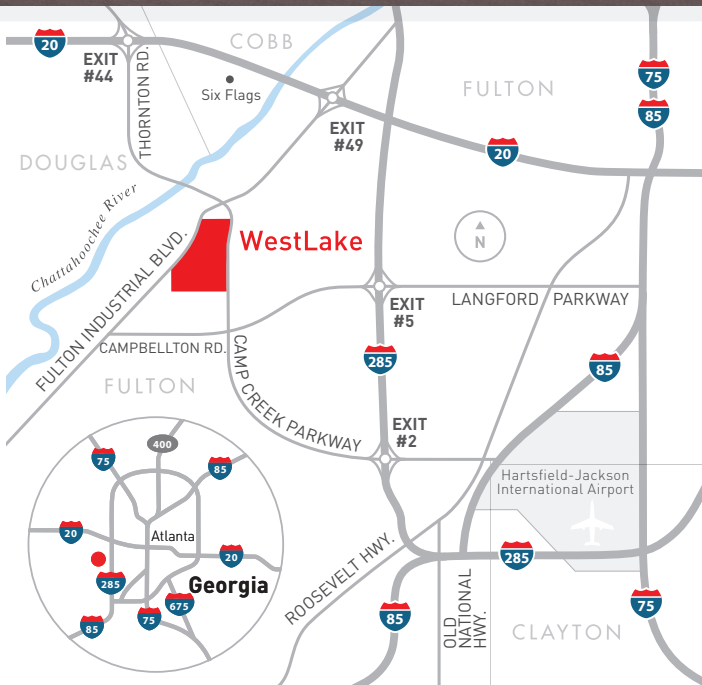


Westlake in Atlanta, Georgia

5900 Plummer Road

221,113 square feet



NOW LEASING

Front-Load Facility

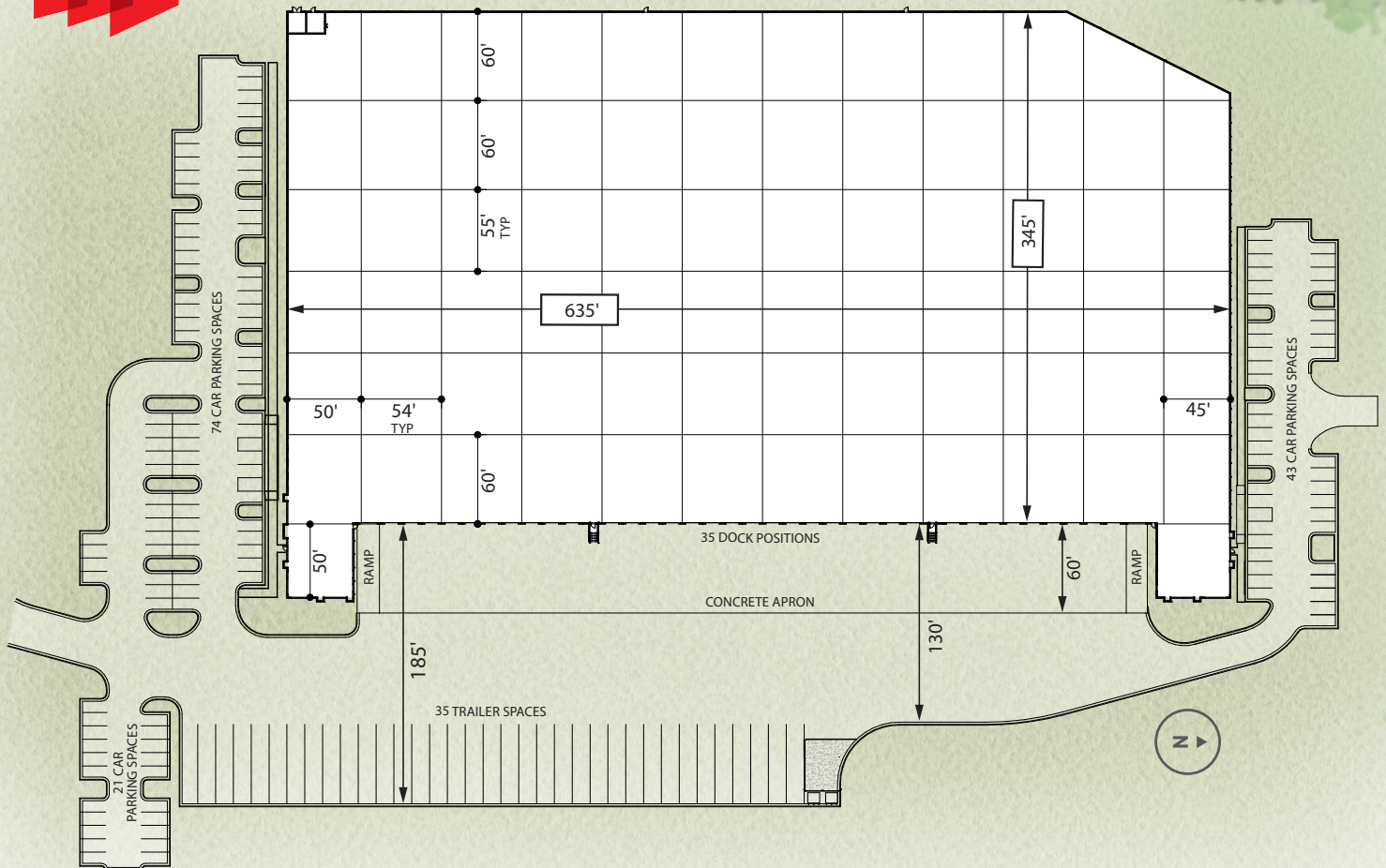
Located on Plummer Road, near the intersection of Fulton Industrial Boulevard and Camp Creek Parkway with nearby access to I-285, I-20, I-85 and Hartsfield-Jackson Atlanta International Airport

Westlake is a 400-acre master-planned business park located in Fulton County at Fulton Industrial Boulevard and Camp Creek Parkway. The park consists of single and multi-tenant buildings totaling approximately 2 million square feet of industrial space. Building 5900 is a 221,113 square foot front-load facility with 32' clear ceiling heights and ample car and trailer parking. Delivery is planned for 2020.

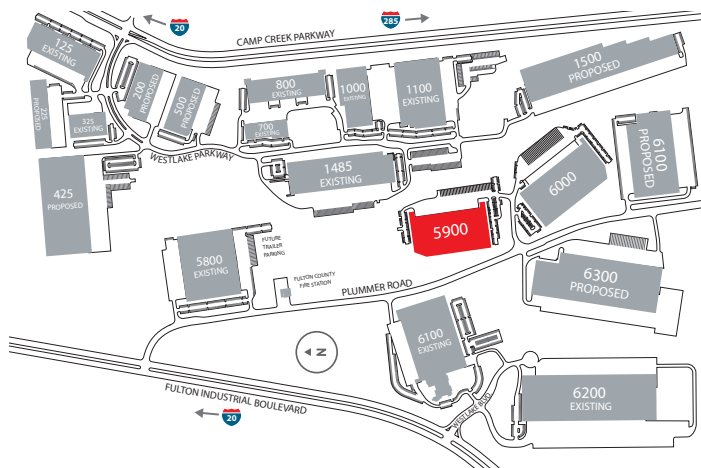
For leasing information contact:

John Downing
jdowning@mcdco.com
404.239.0885





WestLake 5900 Plummer Road



Building Type:	Front-Load
Building Size:	221,113 SF
Construction:	Architectural Tilt-up Concrete
Ceiling Height:	32' Clear
Column Spacing:	54' W x 55' D (typical)
	45' - 50' W End Bays
	60' D Staging and Back Bays
Dock Doors:	(35) 9' x 10' Dock-Highs
	(2) 12' x 14' Ramped Drive-Ins
Car Parking:	138 Spaces (includes handicap spaces)
Trailer Parking:	35 Spaces
Truck Court:	130' Deep with 60' Concrete Apron
Sprinkler:	ESFR System

Westlake is located in a Tier 3 community with available job tax credits of \$1,750 for a five year period with a minimum of 15 jobs (see www.georgia.org for details).